

# Unity S1

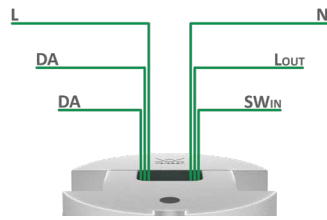
The Unity S1 redefines lighting control by combining Casambi wireless technology with our advanced all-in-one sensor providing DALI, Relay, Switch Control, IP Protection and expansive Motion and Ambient Light detection. Engineered to manage commercial lighting at scale in buildings of any size, it delivers a complete control solution from a single device.



## Features

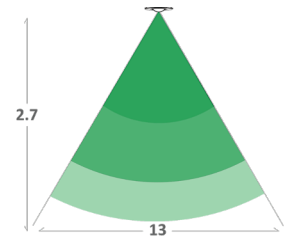
### Control

Versatile and precise, the S1 delivers advanced control options for any lighting requirement. Featuring a DALI 50mA output and a robust 10A Relay output with 250A inrush, it ensures seamless integration with both digital and traditional systems. Added switch control allows for manual adjustments, putting intuitive control at your fingertips.




### Range

Designed to perform, the S1's PIR sensor offers a substantial 13 metre detection range at a mounting height of 2.7 metres. This ensures reliable motion detection across expansive areas, from small rooms to large open spaces.



### Versatility

Equipped for any setting, the S1 boasts an IP65 rating, making it a champion against dust and water. Its versatility ensures top performance indoors and outdoors, adapting effortlessly to varying environmental conditions.



### Surface

Install it your way, S1's surface mounting accessory allows for flexible installation with 20mm exclusion areas for conduit through wiring. It maintains IP65 protection, combining durability with ease of integration.



### Cover

Maintenance made simple, the S1's cover clips easily onto the sensor and is paintable, facilitating smooth integration with your architectural designs. Quick access for maintenance combined with aesthetic adaptability enhances both functionality and style.





# Unity S1



## Specifications

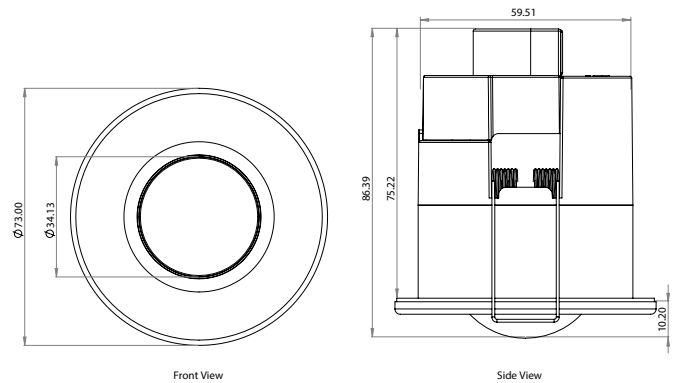
### Order Codes

Product SKU	Description
VS-S1-LBW	S1 Sensor - White
VS-S1-SMW	S1 Surface Kit - White
VS-S1-SMB	S1 Surface Kit - Black
VS-S1-CB	S1/S1E Cover - Black

### Technical Specification

<b>Control</b>	Casambi
<b>Supply</b>	220-240VAC 50/60Hz
<b>Output</b>	DALI 50mA/16.5VDC
<b>Max DALI Load</b>	Up to 25 Drivers
<b>Output</b>	Relay 10A Capacitive Relay 10A Inductive Relay 10A Resistive
<b>Maximum Inrush</b>	250A/1ms, 140A/10ms
<b>Switch Input</b>	1x Momentary or Latching
<b>Lens</b>	Fresnel
<b>Sensor</b>	PIR, Ambient Light
<b>Light Detection Range</b>	1-999 Lux
<b>Operating Temperature</b>	-10 to 55°C
<b>Wiring</b>	Loop in/loop out (No Earth)
<b>Terminal Capacity</b>	2.5mm <sup>2</sup>
<b>Material</b>	Flame Retardant ABS+PC
<b>Ingress Protection</b>	IP65 - Recessed (Front Only) or Surface Mounted (All)
<b>Cutout</b>	62-66mm
<b>Transceiver Frequency</b>	2.4GHz ISM Band
<b>Warranty</b>	5 Years

### Dimensions - VS-S1-LBW



### Dimensions - VS-S1-SMW (with S1 installed)

